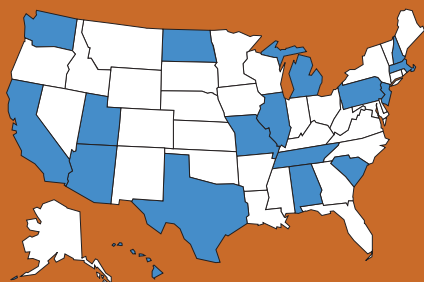




## Highlights of the Annual Report of the Cohort 3 TPSID Model Demonstration Projects (Year 2, 2021–2022)

In 2021 - 22, 22 TPSID grantees operated...




38 programs at 36 colleges and universities across 16 states enrolling 494\* students with IDD.

18 programs (47%) were approved as Comprehensive Transition and Postsecondary (CTP) programs, allowing them to offer federal financial aid to eligible students.



### EMPLOYMENT

**59%** of students had a paid job or paid work - based learning experience 

**50%** of employed students had never held a paid job prior to entering the TPSID 

**95%** participated in at least one employment or career development activity 



### ACADEMICS

**491\*** students 

enrolled in

**3,892** courses 

for an average of

**8** courses (inclusive or specialized) per student per year.

**94%** of students took at least one inclusive course 

**74%** of programs had at least 50% of their course enrollments in inclusive courses

**18** programs (51%) had 100% of their course enrollments in inclusive courses

\*The difference between these numbers is because 3 students with no course enrollments exited before the end of the academic year.

## Ryan Learns about Job Opportunities

During his first year as a Redwood SEED Scholar at UC Davis, Ryan participated in employment experiences to help him explore future career options and various work settings.



Ryan Fitch

Ryan worked as one of the official photographers for the UC Davis women's volleyball team. Before attending the SEED Scholars program, Ryan knew he liked photography and wanted to get experience working in that career area. Though learning how to manage deadlines and multiple responsibilities was tricky at first, Ryan got the hang of things with the help of peer mentors and staff at UC Davis. Ryan says new mentors should "be a friend, be support" to help SEED Scholars be successful when they are learning a new job.

## EXIT OUTCOMES



68%

of exiting students completed their program and earned a credential.

59%

of exiting students who completed their program were working in a paid job at exit or within the first 90 days



## HOUSING

70%


of residential schools offered housing to students in the TPSID program (n=19 programs)

297 students (60%) lived in campus housing



*Findings from the Year 2 data from Cohort 3 TPSID programs reflect growth in student numbers as well as growth in inclusive course access, CTP eligibility, and credential attainment. The TPSID grantees continue to achieve their project goals and, more importantly, continue to build capacity within their host colleges and universities to value and support college students with intellectual disability.*

Read the full report: the Annual Report of the Cohort 3 TPSID Model Demonstration Projects (Year 2, 2021-2022)



INSTITUTE FOR COMMUNITY INCLUSION, UMASS BOSTON

This is a publication of the Think College National Coordinating Center, a project of the Institute for Community Inclusion at the University of Massachusetts Boston, funded by a grant from the Office of Postsecondary Education (Grant No. P407B200001). The opinions contained in this document are those of the grantee and do not necessarily reflect those of the funder.

RECOMMENDED CITATION: Grigal, M., Hart, D., Papay, C., Bukaty, C., Choiseul-Praslin, B., & Lazo, R. (2023) Highlights of the Annual Report of the Cohort 3 TPSID Model Demonstration Projects (Year 2, 2021-2022). Boston, MA: University of Massachusetts Boston, Institute for Community Inclusion.